





How to Make a Rose Pin and Patch


Digitized by Trevor Conquergood
 Make a cut little Rose Embroidery Pin that will look great on a jean jacket or on your favourite sweater. The larger size rose makes an awesome patch that looks great on jeans or as a blazer patch.

Hoop one layer of Floriani No Show or Power Mesh. The Floriani Mesh is made from Nylon and that will allow you to burn out the rose using the RNK Heat Craft Tool. The mesh is hard for the hoop to hold well and so we use RNK Perfect Grip Tape in the hoop to help hold the fabric tight like a drum. You can tug on the tape to make it nice and tight so the stitching will lay flat and not move when stitching.






If your making the small roses or the larger one the steps are the same. You stitch the rose on to the mesh and then use the RNK Heat Craft tool to burn it out. The tool comes with a set of different tips and the best one to use is curved and comes to a point that is perfect to trace around the design and “burn it out”. This method can be used to make freestanding embroidery from any embroidery design. No rules this technique works with almost any design.



You will know the tool is hot enough when you can easily burn a line in the mesh. Test on a spot away from the design. When ready you trace around the stitches to burn away the stabilizer. It can also melt the thread but not as quickly as it will the mesh so you can trace directly along the stitching as long as you don't dwell or go too slow. The ideas is to burn the rose out of the mesh to be a free standing embroidery.



Sunset Stitches

Embroidery How To with Trevor Conquergood

To make the Rose Pin you will need a Hot Glue Gun and also a blank pin with back also know as a "Tie Tack". You simply heat up the glue gun and add a dollop of glue to the pin head. Lay the rose embroidery face down and press the hot glue into the stitching and leave to cool. Now you have a tiny rose pin that will look awesome on your favourite jean jacket or sweater. The larger Rose can be made the exact same way and then you can stitch it on like a patch or you can use an adhesive like RNK Press N Bond to make it an iron on patch rose.

